

*HIGH-PERFORMANCE GLOBAL MODEL.*

*RICE SHEET MACHINE / LUX-R1-S*



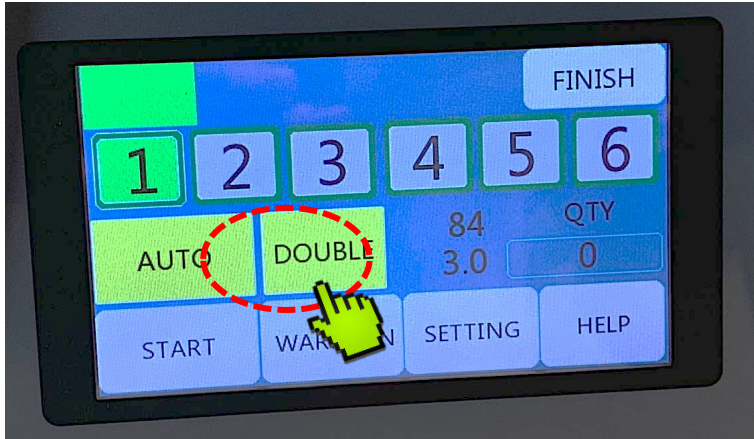
*First Rice Sheet Machine in the world with*  
**“Double Sheet function”**

*two rice sheets can be made in a row.*



**Xtop**  
Japanese Sushi-Machine Manufacturer

# Speedy SUSHI making system “DOUBLE SHEET FUNCTION” for global use



*First Rice Sheet Machine in the world with*

*“Double Sheet Function”*

*two rice sheets can be made in a row.*



Two rice sheets can be made in a row at the same time, such as for Hosomaki (25 mm ) to Futomaki ( 45 mm ) .


\* Double Sheet Function: The length of one rice sheet can be up to 210 mm.

Long rice sheets can be made, such as for SUSHI BRITO.

\* Single mode: The length of one rice sheet can be up to 370 mm.

## “RICE SHEET MAKING TECHNOLOGY” for sushi making beginners

Beautiful and consistent roll sushi can be made easily and efficiently even by beginners.




### “Manual mode”

Press the start button and the rice sheet will come out.

Since the start buttons are located on the left and right sides, staff can operate the machine from either side increasing the efficiency of sushi making.

This allows two person operation for greater through put.



### “Auto mode”

When a rice sheet is taken from the table, the next sheet is made automatically without the need to press any buttons.

### “Interval function”.

When a rice sheet is taken from the table, the next sheet is made automatically after a preset interval, which can be set between 0.5 to 5 seconds.

### “Auto stop sensor function”

If the rice sheet that came out is not taken, the machine will stop automatically.


## “RICE SHEET MAKING TECHNOLOGY” for sushi making beginners

Uniform and beautiful roll sushi making for beginners. Precise and efficient roll sushi making can be done easily.



### “Pickup plate”

The pickup plate allows mass production operations with multiple sushi makers.



### “Seaweed setting guide”

By using the seaweed setting guide, the seaweed position on the table is fixed.



### “Long & Standard Table”

There are two lengths of table depending on the rice sheet length.

- \* The standard table can be used for rice sheets with a length of 60-210 mm.
- \* The long table can be used for rice sheets with a length of 60-350 mm.
- \* When using a long table, a table operating space (250 mm) is required at the back of the main unit.

## Machine for “GLOBAL SUSHI MAKING KITCHEN “ multinational environment users

Anyone can operate the touch screen for easy setting.



### “Easy and Smart touch panel”



### “sheet pattern memory”

Six sheet patterns can be memorized.



### “Easy Size Setting”

The thickness, length, and density settings of the rice sheet can be changed easily.



### “Simple Language Selection”

Display language can be set for English, Chinese, and Japanese.

## Machine for “GLOBAL SUSHI MAKING KITCHEN “ multinational environment users

Automatic Operation support system for beginners.



### “Parts Setting Movie instructions”

Even staff who are new to the machine can easily set parts while watching the movie.



### “Easy viewing ”

You can select and check the parts zone you do not understand.

## High Quality SUSHI making system for multinational environment users

The high standard sushi making technology and function will support sushi trainees, beginners and even skillful chef.



### “sushi rice conditioning technology”

Two rice feeding blades in the rice hopper distribute the sushi rice evenly and smoothly in order to feed rice constantly to the rice sheet making rollers with a sensor controlled system for high level sushi rice sheet making.



### “sushi rice feeding & pressing” technology

Two rice feeding rollers can adjust the sushi rice sheet condition by the smart automatic voltage rice density sensing system. There are levels from -8 to +8 of “SOFTNESS⇔HARDNESS” speed controlling ranges so that the sushi rice texture can be adjusted flexibly.



Furthermore, set rice pressure can be applied constantly for sushi making by the smart automatic voltage rice density sensing system so that the rice feeding roller speed is constantly controlled in order to make uniformed high quality sushi rice sheet.



### “rolling and wrapping technology”

The surface and texture of rice feeding rollers are designed to apply even pressure, creating beautifully textured sushi rice sheet.



## Dishwasher cleaning system for maintaining hygiene

Hygienically clean and safe system for world sushi machine users.

Time saving for precise cleaning with better management of sanitation and hygiene of the kitchen.



Washable parts.



**“saving time and labor cost for cleaning ”**

It is not necessary to clean parts by hands.

**“sanitation management”**

The high temperature cleaning with highly effective dishwasher can make LUX-R1S more hygienic and safer to use.





## Hi-tech components for global users



### IP67 waterproof touch panel

The newest bright touch panel.



### High glade motor

Durable and high quality silent Japanese motor.




### Over heat protection

High-performance motor with overheat and overload protection.




### Overcurrent protection

Safety protection device to protect against over current and lightning.



### SUS304

The main frames are made of SUS304 for durability and hygiene.



### Non rice-stick parts

Durable and long life use with non rice stick surfaces.



### Energy saving

200w low power consumption machine.

## Functional parts and components for global users



### Easy removal

Parts can be removed in 60 seconds.



### Easy cleaning

Non rice-stick parts can be washed easily by hand or dishwasher.




### Easy cleaning

Start button can be removed and washed.



### Lid storage

The lid can be stored easily and cleanly for safe operation.



### Counting production

Total quantity of roll production will be counted.



### Warming function

The rice warming function maintains rice temperature for smooth operation.



### Rice feeding warning

When there is no rice, the warning will remind you and stop automatically.



### Safety control

Automatic stop system detects if the safety cover is not in place.

“ HIGH-PERFORMANCE GLOBAL MODEL”

with Advanced technology of both hardware and software for sushi making kitchens

*“Black & White” It’s cool design.*



A simple design that blends into an open kitchen.

## Worldwide creative sushi rolls can be made

Both simple standard sushi rolls and high standard creative sushi rolls can be made by LUX-R1-S.



# Advantage



Sushi beginner

Difficult to make high quality Sushi rolls

Uneven weight and rice volume

Not uniformed shape

Uneven softness or hardness

More wasted ingredients

Need to provide long training hours

Need high skill and sushi making experience

Needs to take break or rest

Takes long time and costs more

Can quit work at any time

1 sheet / 12sec , 100 sheets / 20 minutes

VS



Rice sheet machine

Easy to make high quality sushi rolls

Even weight and rice volume

Even and uniform shape

Controlled softness or hardness

Less wasted ingredients

No training needed

High skill of experience of sushi making is not needed

No need to take any breaks or rest

Takes shorter time

Works forever

1 sheet / 6 sec , 100 sheets / 10 minutes

## Specification



Type	Rice Sheet Machine
Model	LUX-R1-S
Production capacity	Single mode: 1 rice sheet / 5 sec    720 rice sheets /1 hour Double mode: 2 rice sheets / 8 sec    900 rice sheets / 1 hour
Rice capacity	Maximum:9kg
Dimension	W362 x D545 x H634mm *When use type long table 800mm.
Weight	45kg
Power Supply	AC100-120V 50/60Hz 2.5A
Power Consumption	200W